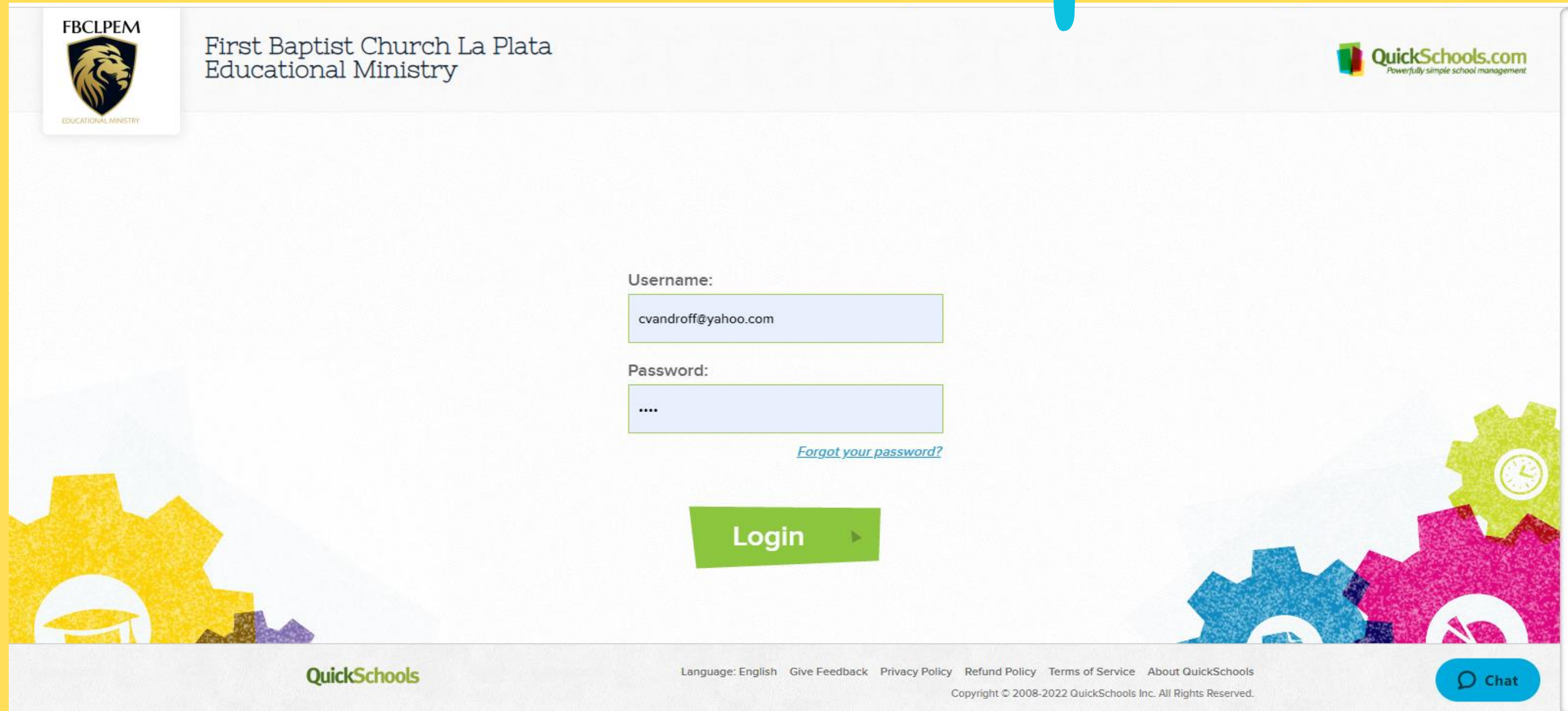




STEPPING INTO A NEW SEASON



Welcome to our new platform!



The screenshot shows the login interface of the QuickSchools.com platform. At the top left is the logo for FBCLPEM (First Baptist Church La Plata Educational Ministry), featuring a lion's head. To the right of the logo is the text "First Baptist Church La Plata Educational Ministry". In the top right corner is the QuickSchools.com logo with the tagline "Powerfully simple school management". The main area contains a login form with two input fields: "Username:" with the value "cvandroff@yahoo.com" and "Password:" with masked characters "....". Below the password field is a link that says "Forgot your password?". A green "Login" button with a right-pointing arrow is positioned below the form. The background of the page features a light blue sky and several colorful gears (yellow, blue, pink, green) at the bottom. The footer includes the QuickSchools logo, a language selector set to "English", links for "Give Feedback", "Privacy Policy", "Refund Policy", "Terms of Service", and "About QuickSchools", a copyright notice "Copyright © 2008-2022 QuickSchools Inc. All Rights Reserved.", and a blue "Chat" button.

FBCLPEM
First Baptist Church La Plata
Educational Ministry

QuickSchools.com
Powerfully simple school management

Username:
cvandroff@yahoo.com

Password:
....

[Forgot your password?](#)

Login

QuickSchools

Language: English Give Feedback Privacy Policy Refund Policy Terms of Service About QuickSchools

Copyright © 2008-2022 QuickSchools Inc. All Rights Reserved.

Chat

Invitations have been sent to join Quickschools.com.
If you completed your family file and objectives and methods,
than your family information has been entered.

Your home page will take you to the Teachers' Lounge.
Every parent is considered a “teacher” for their family.

The screenshot shows the home page of the First Baptist Church La Plata Educational Ministry (FBCLPEM) Teachers' Lounge. The page has a dark teal header with the FBCLPEM logo and name on the left, and a welcome message for Cristina Ribeiro with navigation links (SETTINGS, SUPPORT, HELP, LOG OFF) and a user profile icon on the right. Below the header is a light gray navigation bar with links for Home, Homework, Teachers, Students, Subjects, Gradebook, and Report Cards. The main content area is titled "Teachers' Lounge" in a pink serif font. It features a text input field with the placeholder "What's up? Share & discuss with other teachers." and a "Post" button. To the right of the input field is a link to "Attach photos/files". On the right side of the main content area, there are two green buttons: "To Do List" and "Event List", both with a plus icon. The "Event List" button also includes a filter option: "Filter: Upcoming events". The footer is a light gray bar with the QuickSchools logo on the left, a list of links (Language: English, Give Feedback, Privacy Policy, Refund Policy, Terms of Service, About QuickSchools) in the center, and a "Chat" button on the right.

FBCLPEM
First Baptist Church La Plata Educational Ministry
2023/2024, Semester 1

Welcome Cristina Ribeiro
SETTINGS / SUPPORT / HELP / LOG OFF

Home
Homework

Teachers
Students
Subjects
Gradebook
Report Cards

Teachers' Lounge

What's up? Share & discuss with other teachers.

Post

Attach photos/files

To Do List

Event List
Filter: Upcoming events


QuickSchools

Language: English Give Feedback Privacy Policy Refund Policy Terms of Service About QuickSchools
Copyright © 2008-2022 QuickSchools Inc. All Rights Reserved.

Chat

Please ignore the teachers tab. It is a listing of all of the teachers and is not editable.

FBCLPEM




EDUCATIONAL MINISTRY

First Baptist Church La Plata Educational Ministry

2023/2024, Semester 1

Welcome Cristina Ribeiro


[SETTINGS](#) / [SUPPORT](#) / [HELP](#) / [LOG OFF](#)



 0

[Home](#) / [Homework](#) / **Teachers** / [Students](#) / [Subjects](#) / [Gradebook](#) / [Report Cards](#)

Teachers

Details of teachers.

 Watch a video guide on using the Teacher Module


TEACHER	SUBJECTS
Amanda Hepner Homeroom Teacher, Teacher	11th: Social Studies, Science, Math, Language Arts.
Amanda Quintos Homeroom Teacher, Teacher	9th: Language Arts, Science, Social Studies, Math.
Amy Jewell Homeroom Teacher, Teacher	10th: Social Studies, Language Arts, Science, Math, Spanish, P.E., Apologetics.
Angela Campbell Homeroom Teacher, Teacher	3rd: Math, Language Arts, Science, P.E., Fine Arts, Social Studies, Religion. 6th: Elective, Math, Language Arts, Science, Music, Art, P.E., Religion, Social Studies.
April Smith Homeroom Teacher, Teacher	10th: Science, Social Studies, Language Arts, Algebra 2, Apologetics, P.E., American Sign Language. 3rd: Math, Language Arts, Science, Social Studies, P.E., Cursive, Spelling, Religion. 6th: Math, Language

Chat

You should see a listing of your children on the Students tab
and your children only.

Please verify the name, grade, and subjects listed.

FBCLPEM




First Baptist Church La Plata Educational Ministry

2023/2024, Semester 1

Welcome Cristina Ribeiro

SETTINGS / SUPPORT / HELP / LOG OFF

 0

Teachers

Students

Subjects

Gradebook

Report Cards

Your Students

By Homeroom

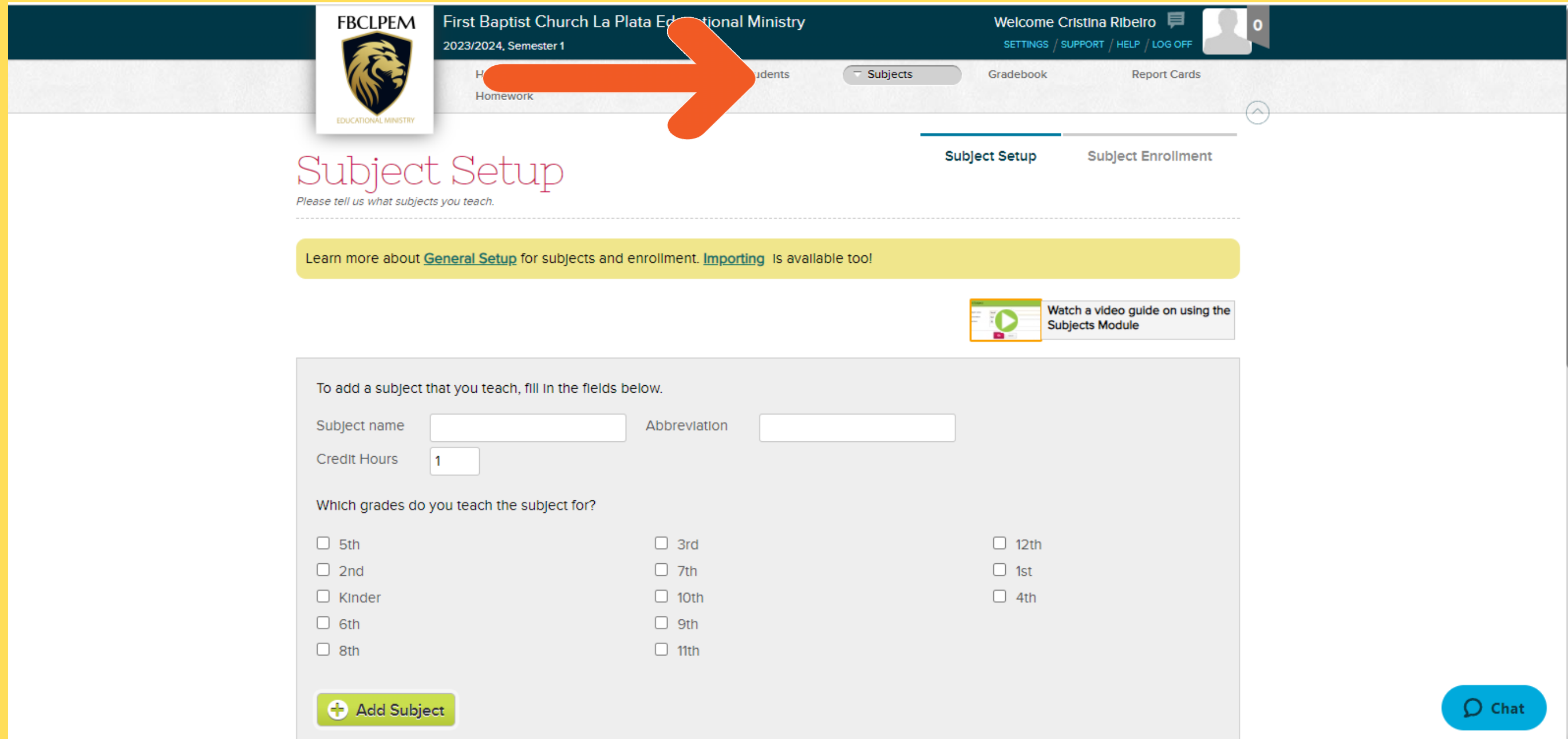
Search

Q

STUDENT	GRADE & HOMEROOM	SUBJECTS
<div>Elizabeth Velez</div> <div>12, Female</div>	<div>7th</div> <div>Homeroom: Cristina Ribeiro</div>	<div>Art, Health, Language Arts, Math, Music, P.E., Science, Social Studies, Social Studies, World Language, World Language</div>

The next tab/option is for Subjects.

If you submitted your Objectives and Methods, I have entered these in for you. You are able to make changes, if needed.



The screenshot shows the 'Subject Setup' page of the FBCLPEM Educational Ministry system. A red arrow points from the 'Subjects' tab in the top navigation bar to the 'Subject Setup' page. The page header includes the FBCLPEM logo, the text 'First Baptist Church La Plata Educational Ministry', the academic year '2023/2024, Semester 1', and a welcome message for 'Cristina Ribeiro'. The navigation bar contains links for 'Students', 'Subjects' (selected), 'Gradebook', and 'Report Cards'. The 'Subject Setup' page has two tabs: 'Subject Setup' (active) and 'Subject Enrollment'. A yellow banner provides links for 'General Setup' and 'Importing'. A video guide icon is also present. The main form area is titled 'To add a subject that you teach, fill in the fields below.' and contains input fields for 'Subject name', 'Abbreviation', and 'Credit Hours' (set to 1). Below these are checkboxes for selecting grades from 5th to 12th. An 'Add Subject' button is at the bottom left, and a 'Chat' button is at the bottom right.

FBCLPEM First Baptist Church La Plata Educational Ministry

Welcome Cristina Ribeiro

2023/2024, Semester 1

Students Subjects Gradebook Report Cards

Subject Setup

Please tell us what subjects you teach.

Learn more about [General Setup](#) for subjects and enrollment. [Importing](#) is available too!

Watch a video guide on using the Subjects Module

To add a subject that you teach, fill in the fields below.

Subject name Abbreviation

Credit Hours

Which grades do you teach the subject for?

<input type="checkbox"/> 5th	<input type="checkbox"/> 3rd	<input type="checkbox"/> 12th
<input type="checkbox"/> 2nd	<input type="checkbox"/> 7th	<input type="checkbox"/> 1st
<input type="checkbox"/> Kinder	<input type="checkbox"/> 10th	<input type="checkbox"/> 4th
<input type="checkbox"/> 6th	<input type="checkbox"/> 9th	
<input type="checkbox"/> 8th	<input type="checkbox"/> 11th	

[+ Add Subject](#)

Chat

Subjects

When you scroll down, you will see the list of subjects, along with the grade, and an enrollment number.

You can click edit to update or change subject information. Please use the abbreviation area for changes, as the subjects are uniform for the system.

Please note:

Use the below for these special items.

COL for college,


HON for Honors,

^^ for taken in 8th for High School credit

<div> <div>Search</div> <div></div> </div>						
GRADE	SUBJECT	ABBREVIATION	CR. HOURS	ENROLLMENT	EDIT	DELETE
7th	Art	Art- Vandroff	1	1	<button>Edit</button>	<button>Delete</button>
7th	Health	Health/Life Skills - Vandroff	1	1	<button>Edit</button>	<button>Delete</button>
7th	Language Arts	Language Arts- Vandroff	1	1	<button>Edit</button>	<button>Delete</button>
7th	Math	Saxon Math- Vandroff	1	1	<button>Edit</button>	<button>Delete</button>
7th	Music	Music-- Vandroff	1	1	<button>Edit</button>	<button>Delete</button>
7th	P.E.	P.E- Vandroff	1	1	<button>Edit</button>	<button>Delete</button>
7th	Science	Science- Vandroff	1	1	<button>Edit</button>	<button>Delete</button>
7th	Social Studies	Social Studies- Vandroff	1	1	<button>Edit</button>	<button>Delete</button>
7th	World Language	Spanish 1- Vandroff	1	1	<button>Edit</button>	<button>Delete</button>
7th	World Language	French 1 - Vandroff	1	1	<button>Edit</button>	<button>Delete</button>

[Go to Subject Enrollment >>](#)

Subjects

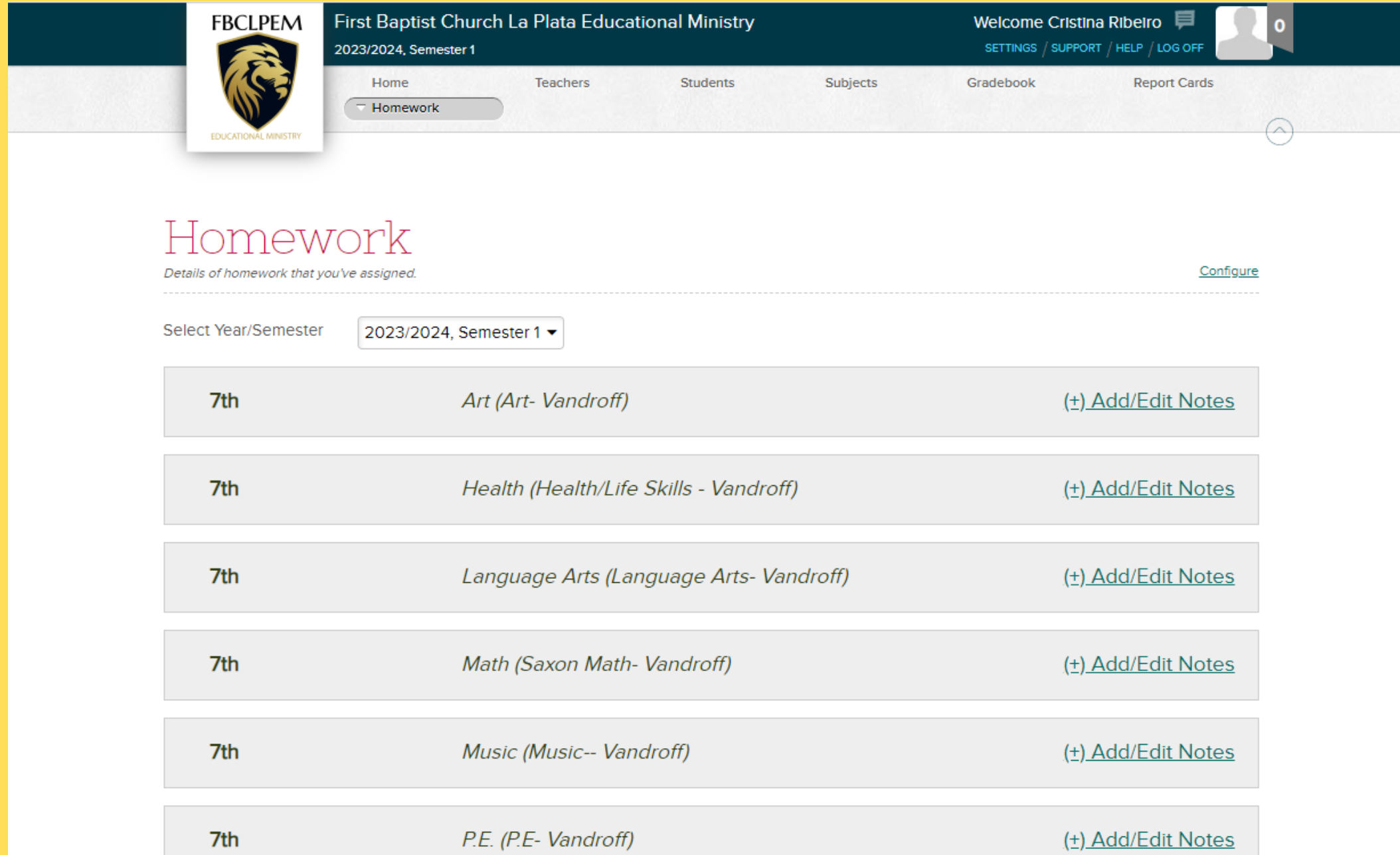
<div>Search </div>						
GRADE	SUBJECT	ABBREVIATION	CR. HOURS	ENROLLMENT	EDIT	DELETE
7th	Art	Art- Vandroff	1	1	<button>Edit</button>	<button>Delete</button>
7th	Health	Health/Life Skills - Vandroff	1	1	<button>Edit</button>	<button>Delete</button>
7th	Language Arts	Language Arts- Vandroff	1	1	<button>Edit</button>	<button>Delete</button>
7th	Math	Saxon Math- Vandroff	1	1	<button>Edit</button>	<button>Delete</button>
7th	Music	Music-- Vandroff	1	1	<button>Edit</button>	<button>Delete</button>
7th	P.E.	P.E- Vandroff	1	1	<button>Edit</button>	<button>Delete</button>
7th	Science	Science- Vandroff	1	1	<button>Edit</button>	<button>Delete</button>
7th	Social Studies	Social Studies- Vandroff	1	1	<button>Edit</button>	<button>Delete</button>
7th	World Language	Spanish 1- Vandroff	1	1	<button>Edit</button>	<button>Delete</button>
7th	World Language	French 1- Vandroff	1	1	<button>Edit</button>	<button>Delete</button>

The enrollment number is for your children only. When you click on that number, you will see your child listed.

If your child is not listed or a child that is not yours is listed, please let me know asap.

tech@fbclpem.org

Homework



The screenshot shows the 'Homework' section of the FBCLPEM website. The header includes the FBCLPEM logo, the text 'First Baptist Church La Plata Educational Ministry', the current semester '2023/2024, Semester 1', and a user profile for 'Cristina Ribeiro' with a notification badge showing '0'. A navigation bar contains links for Home, Teachers, Students, Subjects, Gradebook, and Report Cards, with 'Homework' currently selected. The main content area is titled 'Homework' with a subtitle 'Details of homework that you've assigned.' and a 'Configure' link. Below this is a dropdown menu for 'Select Year/Semester' set to '2023/2024, Semester 1'. A table lists homework assignments for 7th grade across six subjects: Art, Health, Language Arts, Math, Music, and P.E., each with an 'Add/Edit Notes' link.

Grade	Subject	Action
7th	Art (Art- Vandroff)	(+) Add/Edit Notes
7th	Health (Health/Life Skills - Vandroff)	(+) Add/Edit Notes
7th	Language Arts (Language Arts- Vandroff)	(+) Add/Edit Notes
7th	Math (Saxon Math- Vandroff)	(+) Add/Edit Notes
7th	Music (Music-- Vandroff)	(+) Add/Edit Notes
7th	P.E. (P.E- Vandroff)	(+) Add/Edit Notes

This area can be used if you would like to assign and track homework for your child.

It is an option available to you, but absolutely your choice to utilize it.

Gradebook

This is where you will spend most of your time.

First, please verify that the Semester is reflecting as 2023–2024, Semester 1.

This is the area where you can add assignments, quizzes, tests, etc, if that is your preference. You have the option of logging all assignments, i.e. add a column for each piece of work done by your student, or just to put in the semester average for each type of work as one column.

****You will see that there is a short video guide for all of these options. I have found them to be short, to the point, and useful.**

Learn more about [Useful Tools](#), [Copying Grades](#) and [General Setup](#) for the Gradebook.

Semester: 2023/2024, Semester 1 Subject: (7th) World Language - French 1 - Vandroff

[Save \(Ctrl-S\)](#) [+ Add Column \(Ctrl-A\)](#) [+ Add Formula](#) [+ Import](#) [Watch a video guide on using the Gradebook](#)

[Show columns](#) [Hide columns](#)

Students	Tests (Test) 08/15/2023		Week 1 (Assignment) 08/15/2023	
Elizabeth Vandroff	92	A	85	A
Average / Total	92 / 100	A	85 / 100	A

[Show columns](#) [Hide columns](#)

Legend	
<Leave Blank>	Grade will not be counted.
0 (zero)	Grade will be counted as zero.
E	Excused absence - grade will not be counted.
U	Unexcused absence - grade will be counted as zero.
I	Incomplete - grade will not be counted.

Grading scale

80	to	100	gets	A
60	to	80	gets	B
50	to	60	gets	C
40	to	50	gets	D
0	to	40	gets	F

[Change grading scale](#)

Gradebook

This is where you will spend most of your time.

The screenshot shows the Gradebook interface with a modal dialog titled "Add Gradebook Column". The dialog has the following fields and options:

- Column Name:** A text input field.
- Category:** A dropdown menu with "Assignment" selected.
- Date:** A text input field.
- Total Marks:** A text input field.
- Also add to gradebooks:** A text input field.
- Buttons:** "Add" (red) and "Cancel" (grey).

The background interface shows the "Semester" dropdown set to "2023/2024, Semester 1" and the "Subject" dropdown set to "(7th) World Language - French 1 - Vandroff". A table of student grades is visible, with Elizabeth Vandroff having a grade of 92. A legend at the bottom left explains various grade symbols.

Legend	
<Leave Blank>	Grade will not be counted.
0 (zero)	Grade will be counted as zero.
E	Excused absence - grade will not be counted.
U	Unexcused absence - grade will be counted as zero.
I	Incomplete - grade will not be counted.

80	to	100	gets	A
60	to	80	gets	B
50	to	60	gets	C
40	to	50	gets	D
0	to	40	gets	F

[Change grading scale](#)

First, please verify that the Semester is reflecting as 2023–2024, Semester 1.

I have selected my child, and I have used the subject dropdown to add items for my child's French class.

You will select the "+" sign labeled as "add column".

As you can see, there are several options for what you can enter. If there is something that you would like to have graded and it does not appear in the dropdown, please let me know and I will add it.

Self-Paced Gradebook

This is an option if you will only enter semester grades.



Self-Paced Gradebook

Semester 2023/2024, Semester 1 Student (7th) Elizabeth Vandroff X

ELIZABETH VANDROFF

Subject (7th) Math - Saxon Vandroff

Save (Ctrl-S)

+ Add Column

Add Gradebook Column

Column Name

Category

Total Marks

Assignment

Assignment

Essays/Papers

Labs

Participation

Projects

Quiz

Semester Grade

Test

Cancel

	ITEM							
::	Warm Ups							
::	Lesson Quizzes	85	100	B	11/07/2023		//	//
::	Lesson Daily Work	95	100	A	11/07/2023		//	//

Legend	
<Leave Blank>	Grade will not be counted.
0 (zero)	Grade will be counted as zero.
E	Excused absence - grade will not be counted.
U	Unexcused absence - grade will be counted as zero.
I	Incomplete - grade will not be counted.

Grading scale

90	to	100	gets	A
80	to	89	gets	B
70	to	79	gets	C
60	to	69	gets	D
0	to	59	gets	F

[Change grading scale](#)

If you prefer to just enter in a Semester Grade for your child, select the tab for Self-Paced Gradebook.

I have selected my child, and I have used the subject dropdown to add items for my child's class.

You will select the “+” sign labeled as “add column”. Here you will find the options for Semester Grade or individual categories.

Progress Reports

Once you have entered in your grades, you can run and print a progress report.

Go to your students tab and select the name of the child you would like to obtain a report for.

Navigate to the bottom of the page and select gradebook, then Preview.

FBCLPEM First Baptist Church La Plata Educational Ministry
2023/2024, Semester 1

Welcome [Redacted]

Home Homework Teachers **Students** Subjects Gradebook Report Cards

7th

Close (esc)

Full Name [Redacted] Status: Enrolled
Nick Name [Redacted] Subjects: [Redacted]
Birth date [Redacted]
Gender Female
Nationality United States
Grade [Redacted]
Homeroom [Redacted]
Teacher [Redacted]
Enrollment date 07/31/2023

Parents/Siblings **Gradebook** Homework Custom Fields

Semester 2023/2024, Semester 1

PDF: [Preview](#) [Download](#)

Art: No final grade yet. [Details](#)

Health: No final grade yet. [Details](#)

Language Arts: No final grade yet. [Details](#)

Student Progress Report			FBCLPEM		
First Baptist Church La Plata Educational Ministry			9070 Hawthorne Road La Plata, MD 20646		
Student: [Redacted]			Semester 1 - 2023/2024		
Grade: [Redacted]					
Art (0)			Health (0)		
Cristina Ribeiro			Cristina Ribeiro		
Date	Assessment	Marks (Grade)	Date	Assessment	Marks (Grade)
Language Arts (0)			Math (0)		
Cristina Ribeiro			Cristina Ribeiro		
Date	Assessment	Marks (Grade)	Date	Assessment	Marks (Grade)
09/07/2023	Warm Ups	93/100 (A)	11/07/2023	Lesson Quizzes	85/100 (B)
11/07/2023	Lesson Quizzes	85/100 (B)	11/07/2023	Lesson Daily Work	95/100 (A)
World Language (0)					
Cristina Ribeiro					
Date	Assessment	Marks (Grade)			
08/15/2023	Tests	92/100 (A)			
08/15/2023	Week 1	85/100 (B)			

<https://fbclpem.com>



Technical questions or assistance: Cristina -tech@fbclpem.org

Advising questions or assistance: Jill - advising@fbclpem.org

Transcript questions or assistance: Amy - transcripts@fbclpem.org